

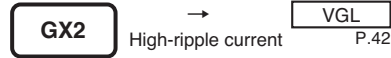
GX2 Series

Useful of 8,000 hours at 105°C

- Conform RoHS

Features

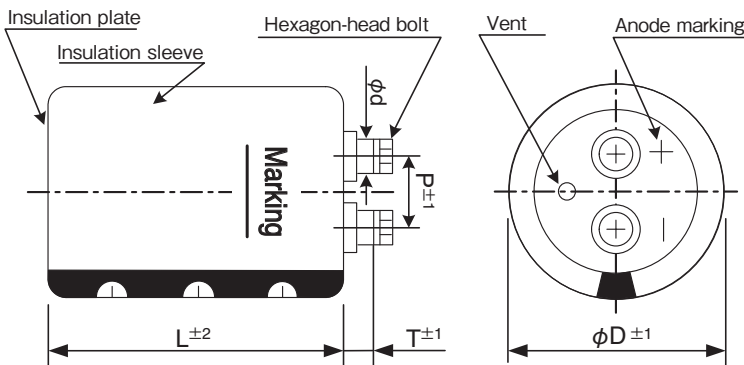
- Developed specially for the demand of higher voltage like Active Filters.
- Warranty life of 5,000 hours at 105°C with 500V through development of electrolyte liquid and forming technology.



Product Specifications

Items	Specifications
Temperature range	-40°C ~ +105°C
Rated voltage	400 ~ 500V.DC
Capacitance tolerance	±20% (20°C, 120Hz)
Leakage current	0.01CV (µA) or 5 mA, whichever is smaller or less (20°C, after 5 minutes) [C = nominal capacitance (µF), V = rated voltage (V)]
Dissipation factor	Less than the value specified in the standard products table. (20°C, 120Hz)
Permissible ripple current	As specified in the standard products table. (105°C, 120Hz)
Endurance	After the rated voltage with specified ripple current is applied at 105°C for 5,000 hours : Capacitance change : Within ±15% of the initial value measured Dissipation factor : 175% or less than the initial value specified Leakage current : Less than or equal to the initial value specified
Shelf life	The following specification shall be meet when the capacitor are restored to 20°C after storage of 500 hours at 105°C with no voltage applied. Before the measurement, the capacitor shall be preconditioned by applying the voltage treatment according to Item 4.1 of JIS C 5101-4. Capacitance change : Within ±15% of the initial value measured Dissipation factor : 175% or less than the initial value specified Leakage current : Less than or equal to the initial value specified
Others	JIS C 5101-4

Dimensions



(unit : mm)

φD	P	T	φd	Hexagon-head bolt	Cap material
51	22.0	5.5	10.0	M5×10	Phenol resin
64	28.6	5.5	10.0	M5×10	Phenol resin
77	31.5	5.0	10.0	M5×10	Phenol resin
90	31.5	5.0	10.0	M5×10	Phenol resin

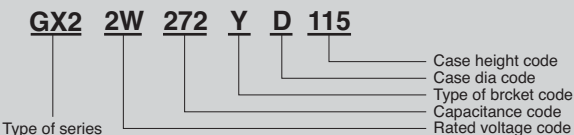
Ripple current correction coefficient

Temperature (°C)	40	60	85	105	
Correction coefficient	2.44	2.16	2.00	1.00	
Frequency (Hz)	50/60	120	300	1K	≥10K
Correction coefficient	0.7	1.0	1.1	1.3	1.4

Terminal permissible currents: 60Arms for M5.
Please use this type of capacitor at a terminal current below the permissible.

Product code

(Example) GX2 Series 450V 2,700µF±20%



Refer to page 21 for product code.

Bracket

- Refer to page 22-23 for shapes and dimensions.
- Product names in the Standard Products Table correspond to the bracket for Type Y, but Type I bracket may be used (Type of bracket code = I).
- If bracket are not necessary, enter "N" for the type of bracket code.
- Bracket will be delivered separately.

SCREW TERMINAL TYPE ALUMINUM ELECTROLYTIC CAPACITORS

Standard Products Table

Rated Voltage (V. DC)	Capacitance (μF)	Case size φD×L(mm)	tanδ 20°C, 120Hz	Ripple current (Arms) 105°C, 120Hz	ESR(typ.) (mΩ) 20°C, 100Hz	Z max (mΩ) 20°C, 10kHz	ESL(typ.) (nH)	Product name
400	1,200	51×75	0.15	4.2	65	70	21	GX22G122YC075
	1,500	51×96	0.15	5.2	53	55	21	GX22G152YC096
	1,800	51×115	0.15	6.1	44	44	21	GX22G182YC115
	2,200	51×130	0.15	7.1	42	45	21	GX22G222YC130
	2,700	64×96	0.15	7.6	38	40	22	GX22G272YD096
	3,300	64×115	0.15	9.0	30	35	22	GX22G332YD115
	3,900	64×130	0.15	10.3	27	32	22	GX22G392YD130
	4,700	64×155	0.15	12.2	22	23	22	GX22G472YD155
		77×115	0.15	11.4	22	23	24	GX22G472YE115
	5,600	64×170	0.15	13.8	20	21	22	GX22G562YD170
		77×130	0.15	13.1	20	23	24	GX22G562YE130
	6,800	77×155	0.15	15.4	18	18	24	GX22G682YE155
90×131		0.15	15.4	18	18	24	GX22G682YF131	
8,200	77×195	0.15	18.6	15	17	24	GX22G822YE195	
10,000	90×171	0.15	20.5	12	15	24	GX22G103YF171	
450	1,000	51×75	0.15	3.8	70	75	21	GX22W102YC075
	1,200	51×96	0.15	4.6	65	70	21	GX22W122YC096
	1,500	51×115	0.15	5.5	53	55	21	GX22W152YC115
	1,800	51×130	0.15	6.4	44	45	21	GX22W182YC130
	2,200	64×96	0.15	6.9	42	42	22	GX22W222YD096
	2,700	64×115	0.15	8.2	42	42	22	GX22W272YD115
		77×96	0.15	8.1	42	42	24	GX22W272YE096
	3,300	77×115	0.15	9.6	35	40	24	GX22W332YE115
	3,900	64×170	0.15	11.6	27	32	22	GX22W392YD170
	4,700	64×195	0.15	13.4	24	27	22	GX22W472YD195
	5,600	77×171	0.15	14.6	24	23	24	GX22W562YE171
	6,800	90×157	0.15	16.5	20	20	24	GX22W682YF157
8,200	90×171	0.15	18.7	18	18	24	GX22W822YF171	
500	1,000	51×130	0.20	4.5	112	120	21	GX22H102YC130
	1,200	64×115	0.20	5.2	93	100	22	GX22H122YD115
	1,500	64×130	0.20	6.1	74	80	22	GX22H152YD130
	1,800	77×115	0.20	6.7	62	50	24	GX22H182YE115
	2,200	77×130	0.20	7.8	53	50	24	GX22H222YE130
	2,700	77×155	0.20	9.3	40	35	24	GX22H272YF155
	3,300	77×155	0.20	10.2	38	32	24	GX22H332YE155
	3,900	90×157	0.20	11.9	30	27	24	GX22H392YF157
	4,700	90×171	0.20	13.5	25	20	24	GX22H472YF171
	5,600	90×196	0.20	15.5	20	17	24	GX22H562YF196
6,800	90×236	0.20	18.5	17	17	24	GX22H682YF236	

ALUMINUM ELECTROLYTIC CAPACITORS

Life time graph

Useful life depending on ambient temperature T_a and ripple current operating conditions I versus rated ripple current at 105°C, 120Hz

